

DAVID AND BATHSHEBA (AND THE PROPHET NATHAN)

2 SAMUEL CHAPTERS 11-12

YOU WILL NEED:


- TEMPLATE 1 PRINTED ONTO WHITE CARD
- TEMPLATE 2 PRINTED ONTO BLACK CARD
- TEMPLATE 3 PRINTED ONTO BROWN CARD
- SCISSORS
- COLOURED PENCILS OR FELT TIPS
- COTTON PAD
- GLUE
- GOGGLE EYES
- TAPE



STEP 1: COLOUR IN TEMPLATE 1



STEP 2: CUT IT OUT



STEP 3: CUT OUT TEMPLATE 2



STEP 4: STICK COTTON PAD
ONTO THE SACK



STEP 5: STICK SHEEP FACE AND GOGGLE EYES ONTO THE COTTON PAD



STEP 6: CUT OUT SWAG BAG FROM TEMPLATE 3




STEP 7: TAPE THE CORNER OF THE BAG ONTO THE SHOULDER OF THE ROBBER


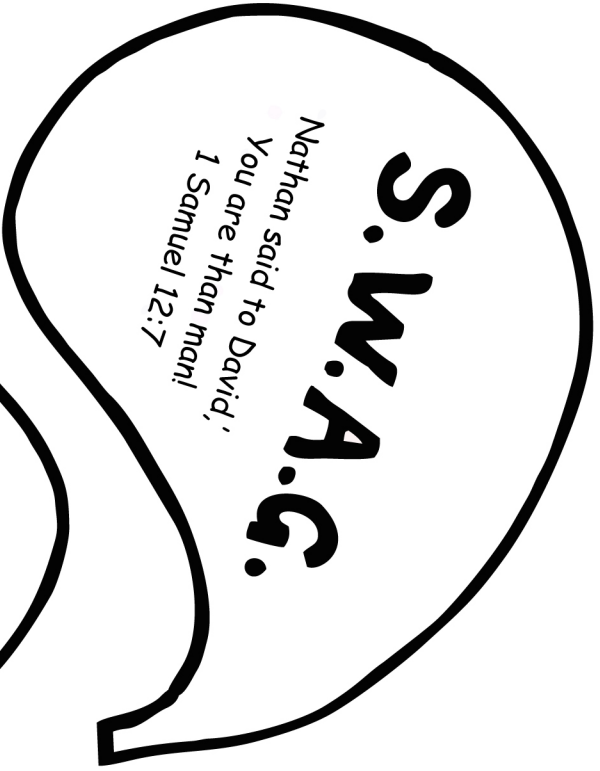



DAVID STOLE SOMETHING
VERY PRECIOUS FROM URIAH.
NATHAN TOLD HIM A STORY
ABOUT A MAN STEALING A
SHEEP TO HELP HIM
UNDERSTAND WHAT A
TERRIBLE THING HE HAD DONE




**FOR A SHORTER SESSION:
PRE-CUT THE TEMPLATES**







FORGIVENESS PSALM 51



CARVE SOME SOAP

YOU WILL NEED: SOAP AND A PLASTIC KNIFE

WHEN DAVID SAID HE
WAS SORRY TO GOD,
GOD FORGAVE HIM.
WE USE SOAP TO WASH
AWAY DIRT. WHEN GOD
FORGIVES US, EVERY BAD
THING WE'VE EVER DONE
IS WASHED AWAY

