

BE PREPARED

TAKE A LESSON FROM THE ANTS YOU LAZYBONES. LEARN FROM THEIR WAYS AND BECOME WISE
PROVERBS 6:6




YOU WILL NEED:


- COCKTAIL STICK OR TOOTH-PICK
- THREE LARGE BEADS
- PLASTICINE OR MODELLING CLAY PR BLUTACK
- A PIPE CLEANER
- TOILET ROLL OR KITCHEN ROLL
- GREEN PAINT
- SCISSORS




STEP 1: THREAD THE BEADS ONTO THE COCKTAIL STICK OR TOOTHPICK AND PUT TWO LUMPS OF CLAY AT EACH END TO HOLD THEM IN PLACE



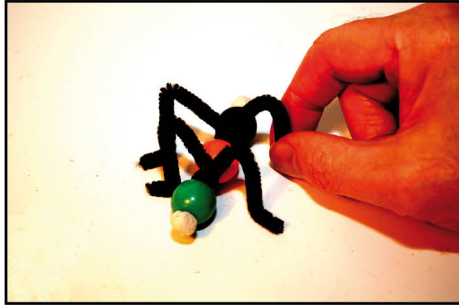
STEP 2: CUT THE PIPE CLEANER IN HALF



STEP 3: TWIST THE PIPE CLEANER BETWEEN THE TWO BEADS




STEP 4: BEND THE PIPE CLEANER ENDS TO MAKE LEGS



STEP 5: DO THE SAME BETWEEN THE OTHER BEADS



STEP 6: CUT A LEAF SHAPE OUT OF A TOILET ROLL



STEP 7: PAINT IT GREEN AND PUT IT ON THE ANT'S BACK




GOD TELLS US
TO BE LIKE THE
ANTS WHO WORK
HARD AND PRE-
PAREEVEN WHEN
NO ONE TELLS
THEM TO.



FOR A SHORTER SESSION:
PREPARE STEP 6

DON'T BE A COUCH POTATO

LAZY PEOPLE ARE SOON POOR. PROVERBS 10:4



YOU WILL NEED:

- BROWN TIGHTS OR PANTYHOSE
- SCISSORS
- STUFFING OR COTTON WOOL
- BLACK FELT OR CLOTH
- GOGGLE EYES
- FABRIC GLUE



STEP 1: CUT OFF THE BOTTOM OF A BROWN PAIR OF TIGHTS OR PANTYHOSE (NOTE: EACH PAIR OF TIGHTS CAN MAKE FOUR POTATOES)



STEP 2: STUFF THE TIGHTS WITH STUFFING OR COTTON WOOL




STEP 3: TIE IT UP AT THE END



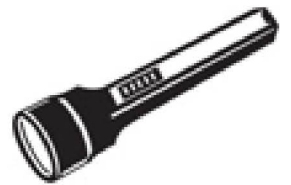
STEP 4: CUT OFF TRAILING END



STEP 5: STICK ON GOOGLE EYES



STEP 6: CUT OUT BLACK CIRCLE OF FELT AND STICK IT ON TO MAKE YAWNING MOUTH



FOR A SHORTER SESSION:
PREPARE STEP 1


DON'T BE PROUD

PROVERBS 11:2




YOU WILL NEED:


- TEMPLATE 1 PRINTED ONTO BLUE CARD
- TEMPLATE 2 PRINTED ONTO GREEN CARD
- DOUBLE-SIDED TAPE OR GLUE STICK
- ORANGE OR YELLOW PAPER
- GOGGLE EYES
- TAPE




STEP 1: CUT OUT TEMPLATE 1 AND 2




STEP 2: STICK 7 BLUE OVALS ONTO THE TAIL



STEP 3: FOLD THE BLUE SEMI CIRCLE INTO A CONE, AND TAPE IT IN PLACE



STEP 4: STICK THE CONE INTO THE MIDDLE OF THE TAIL



STEP 5: STICK GOGGLE EYES ONTO THE OVAL



STEP 6: CUT OUT ORANGE TRIANGLE AS A BEAK, AND STICK IT ON



STEP 7: STICK THE HEAD ONTO THE TOP OF THE CONE

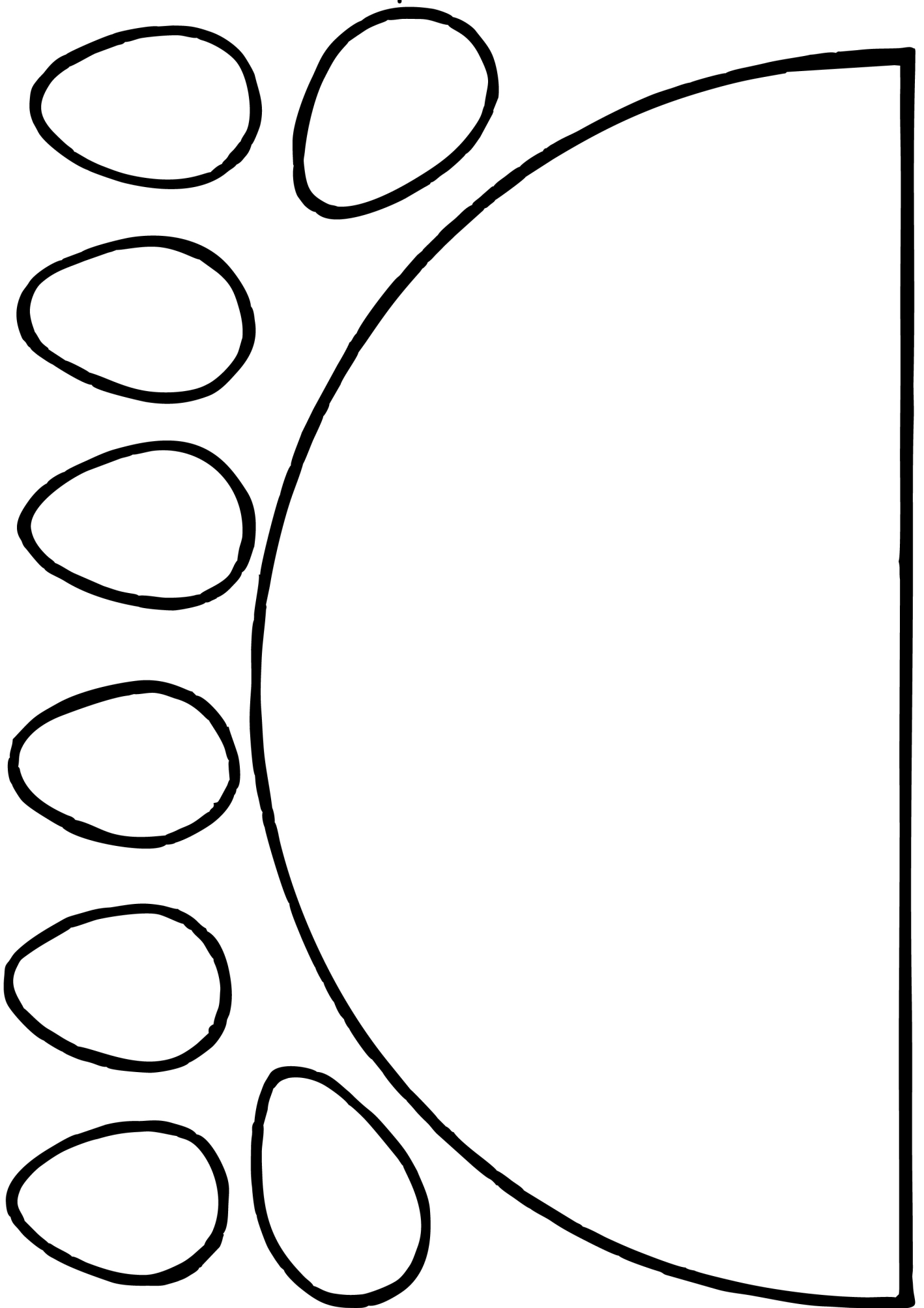


WHEN WE ARE PROUD, WE OFTEN END UP LOOKING VERY SILLY SOONER OR LATER. TO BE HUMBLE MEANS NOT TO THINK WE ARE THE BEST, OR THINK WE ARE THE WORST, BUT TO KNOW THAT EVERYTHING WE HAVE COMES FROM GOD



**FOR A SHORTER SESSION:
PREPARE STEP 1 AND 6**

Template 1



Template 2

