


THE FIERY FURNACE

DANIEL 3:1-30

YOU WILL NEED:

- CLEAR PLASTIC BOTTLE (EG 2 LITRE SODA BOTTLE OR TRANSPARENT PLASTIC CUP)
- SCISSORS
- FELT PEN
- GLUE
- YELLOW, ORANGE AND RED COLOURED TISSUE PAPER
- TEMPLATE 1 AND 2 PRINTED ONTO WHITE PAPER




STEP 1: CUT OUT TEMPLATE



STEP 2: WRAP IT ROUND BOTTLE (USE TAPE TO HOLD IT IN PLACE) AND DRAW AROUND IT



STEP 3: CUT OUT FIRE SHAPE FROM BOTTLE



STEP 4: STICK TISSUE PAPER AROUND IT



STEP 5: COLOUR IN TEMPLATE 2



STEP 6: CUT OUT STRIP OF FIGURES




STEP 7: STICK FIGURES ON THE INSIDE OF BOTTLE



GOD WAS WITH
THE PEOPLE IN
THE FIRE, AND HE
IS WITH US NO
MATTER HOW BAD
IT GETS



FOR A SHORTER SESSION: PREPARE
STEPS 1 TO 3 AND 6



Template 2

