



JACOB'S DREAM

GENESIS 28:10-22



YOU WILL NEED:


- TEMPLATE 1 PRINTED ONTO WHITE CARD
- TEMPLATE 2 PRINTED ONTO COLOURED CARD
- SCISSORS
- COLOURED PENCILS OR FELT TIPS
- DOUBLE-SIDED TAPE OR GLUE STICK




STEP 1: COLOUR IN TEMPLATE 1




STEP 2: CUT IT OUT




STEP 3: CUT OUT TEMPLATE 2



STEP 4: FOLD THE DOTTED LINES IN OPPOSITE DIRECTIONS TO MAKE A CONCERTINA SHAPE



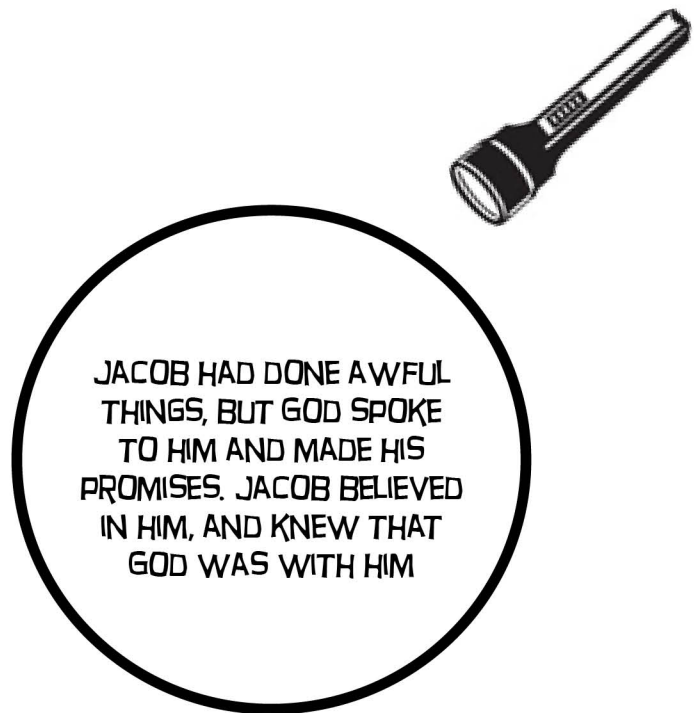
STEP 5: STICK SLEEPING JACOB ONTO THE BOTTOM STEP



STEP 6: STICK THE ANGELS ON THE OTHER STEPS








**FOR A SHORTER SESSION:
PREPARE STEP 2 AND 3**



JACOB HAD DONE AWFUL THINGS, BUT GOD SPOKE TO HIM AND MADE HIS PROMISES. JACOB BELIEVED IN HIM, AND KNEW THAT GOD WAS WITH HIM

Template 1



Template 2

He dreamed of a stairway that reached from the earth up to heaven. And he saw the angels of God going up and down that stairway.
Genesis 28:12

He dreamed of a stairway that reached from the earth up to heaven. And he saw the angels of God going up and down that stairway.
Genesis 28:12

Blank writing area for the left column, divided into six horizontal sections by dashed lines.

Blank writing area for the right column, divided into six horizontal sections by dashed lines.