

Jacob's Family Tree

Genesis 29:1-30;
30:1-24; 35:16-29



You will need:


- template 1 printed onto white card
- 2 copies of template 2 printed onto green card
- scissors
- coloured pencils or felt tips
- tape
- double-sided tape
- pipe cleaners (ideally brown)




Step 1: colour in template 1




Step 2: cut out template 1



Step 3: cut out template 2



Step 4: stick faces on leaves using double-sided tape



Step 5: stick the leaves to the end of the pipe cleaners using tape



Step 6: twist the pipe cleaners together one-by-one to make a tree









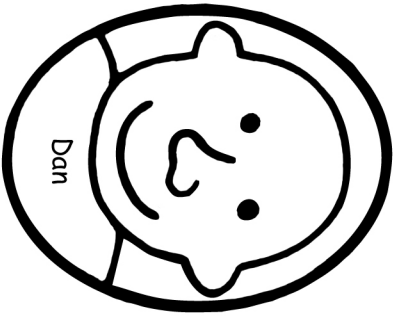

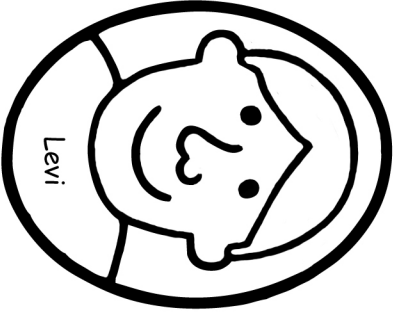

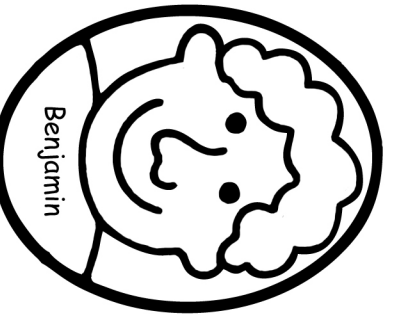
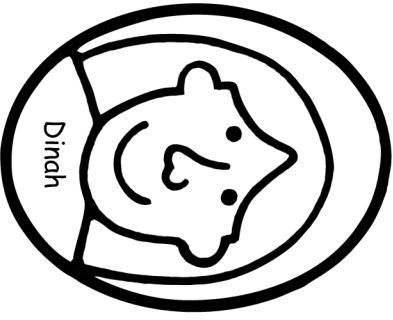





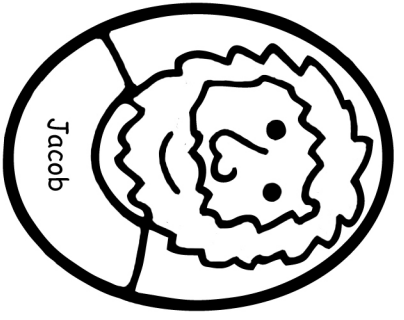
Step 7: finished




Jacob had a big family that was not always happy. Even in their difficult times God was with them and had a plan.



For a shorter session:
Pre-cut template 1, and pre-stick them to the leaves, so that children just have to colour in the faces and cut the leaves.
Precoloured template 1 available.





Template 2

