


Joseph's Coat Genesis 37:1-4




You will need:


- template 1 printed onto coloured card
- template 2 printed onto skin coloured card
- cut up squares of coloured card
- scissors
- double-sided tape
- tape




Step 1: Cut out template 1.




Step 2: Cut out template 2.




Step 3: Bend template 1 over into a cone shape.




Step 4: Tape it in place.



Step 5: Fold arm pieces along dotted lines.



Step 6: Stick them in place, ideally with double-sided tape.



Step 7: Stick hands onto the arms.



Step 8: Stick the head to the top of the cone.



Step 9: Decorate cone with coloured card.

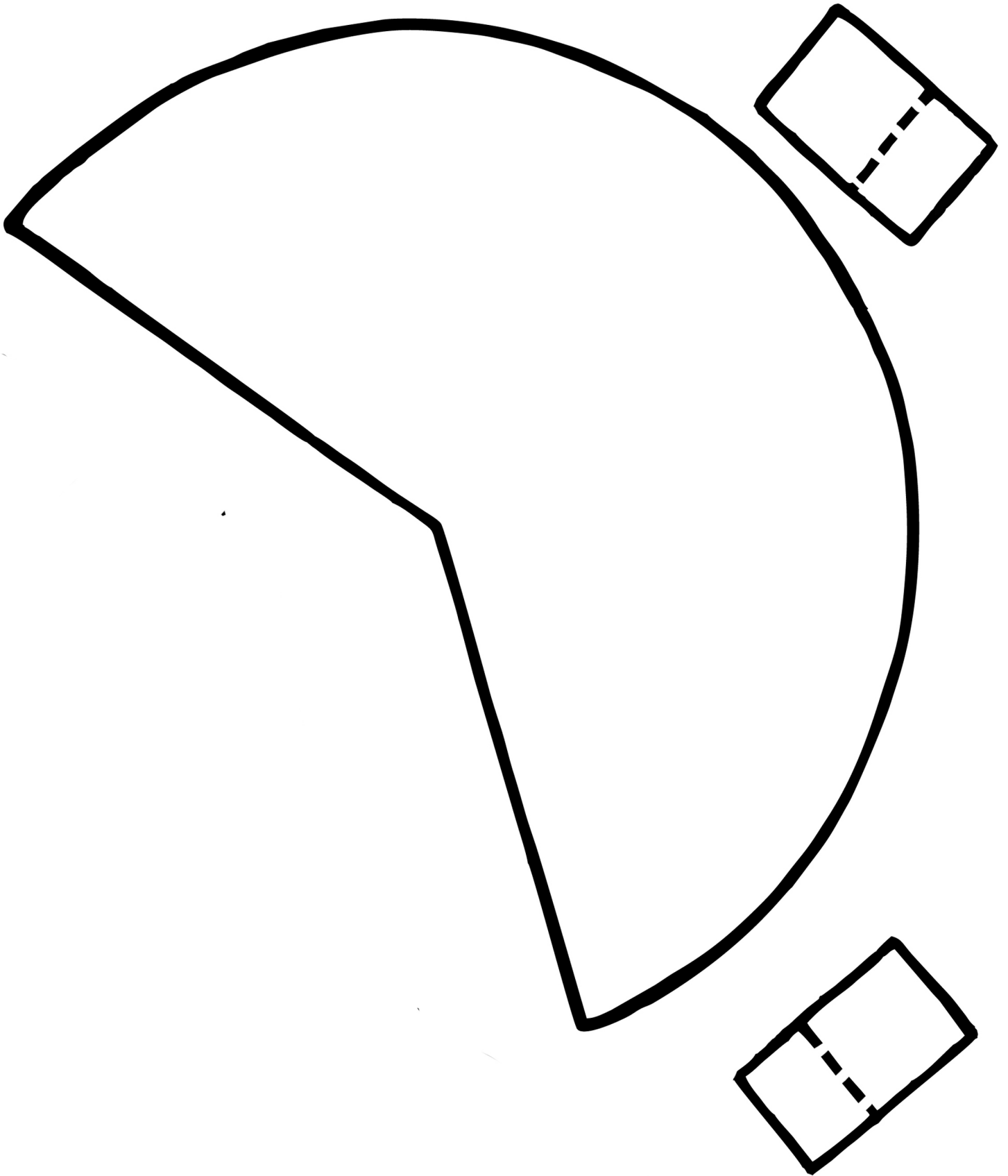


Jacob showed favouritism towards Joseph. This was going to bring much trouble to their family, but God still had a plan.



For a shorter session: prepare step 1 and 2.

Template 1



Template 2

