



BARTIMAEUS

MARK 10:46-52




YOU WILL NEED:


- TEMPLATE 1 PRINTED ONTO WHITE CARD
- TEMPLATE 2 PRINTED ONTO SKIN COLOURED CARD
- COLOURED PENCILS OR FELT TIPS
- SCISSORS
- DOUBLE-SIDED TAPE OR GLUE STICK




STEP 1: COLOUR IN EYE ON TEMPLATE 1 AND CUT AROUND THE RECTANGLE




STEP 2: FOLD ALONG DOTTED LINE




STEP 3: CUT OUT THE OUTSIDE OF THE RECTANGLE ON TEMPLATE 2 AND FOLD ALONG THE DOTTED LINE



STEP 4: CUT ALONG THE SOLID LINE IN THE CENTRE OF THE TEMPLATE




STEP 5: FOLD ALONG THE DIAGONAL DOTTED LINES




STEP 6: OPEN OUT THE CARD SO IT'S A FLAT SURFACE




STEP 7: FOLD CARD AGAIN WITH PRINTED SIDE ON THE INSIDE



STEP 8: PUSH OUT FLAPS ALONG THE FOLDS

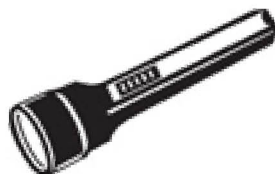


STEP 9: FOLD TEMPLATE 2 IN HALF AND STICK IT ON TO HALF OF TEMPLATE 1




STEP 10: FOLD TEMPLATE 1 OVER AND STICK IT ON TOP

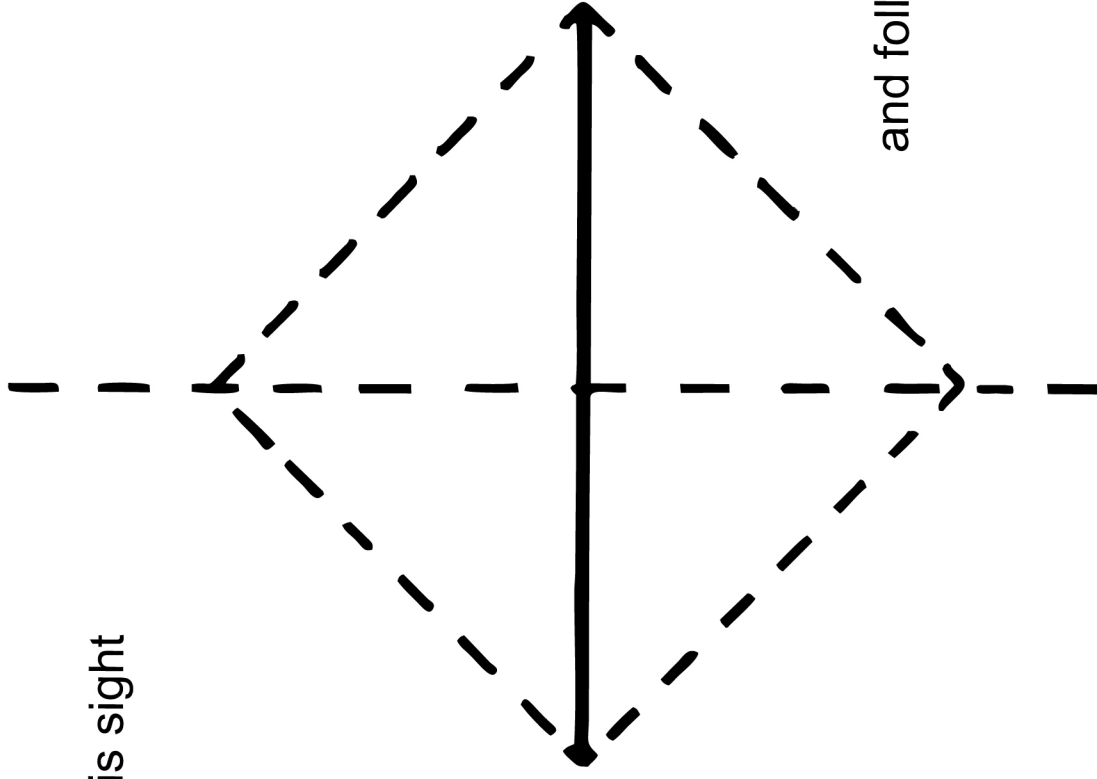
BARTIMAEUS DIDN'T JUST GET HIS SIGHT BACK, HE FOLLOWED JESUS, WHICH WAS THE MOST IMPORTANT THING



FOR A SHORTER SESSION: PRECUT THE TEMPLATES



He recovered his sight



and followed Jesus on the
road
Mark 10:52